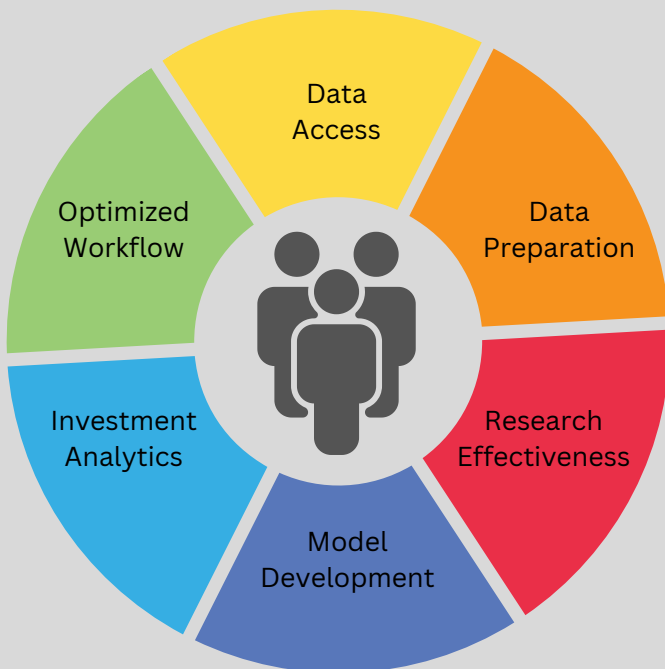


See Farther Faster with Investment Analytics from Quotient

In the world of investing, it's all about beating the market. But beating the market is not easy and the way to accomplish this has changed.

Quotient™ is a sophisticated analytics and data management toolkit that helps Quantitative Analysts and Investment Managers with the AI and Data Science tools they need to beat the market and get to alpha faster.



Quotient provides productivity improvements and identification of new insights with its robust workflows and visualization tools.

About Scientific Financial Systems, Inc.

Scientific Financial Systems, Inc. is an entrepreneurial team of quantitative investment practitioners, portfolio managers, and data scientists determined to advance investment technology.

QUOTIENT

AT A GLANCE



Enhances the quant workflow by simplifying basic tasks like loading and mapping data across discrete sources



Delivers simple-to-use tools for equity analysis and forecasting



Analyzes large data sets from internal and external sources quickly to optimize workflows



Stores data sets in the cloud, at scale, and in their native formats, without requiring complex transformations



Provides simple UI screens to develop factors, test hypotheses, and evaluate forecasts



Delivers a powerful API that provides Quotient's engine and analytics capabilities



Aggregates data across multiple sources



Makes data consumable with data normalization



Save time with set-up activities



Delivers prebuilt tools to focus on investment strategies



Supports large volume of data with performance, scalability, and security



Integrates with other applications

With Quotient, you can:

Review Historical Data: Access deep-history pricing, estimates, and fundamental data with integrated data sets from your licensed data provider or load proprietary data with Quotient's Data Integrator.

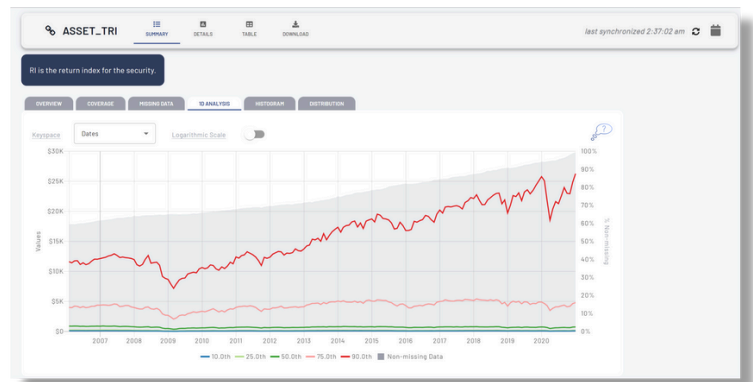
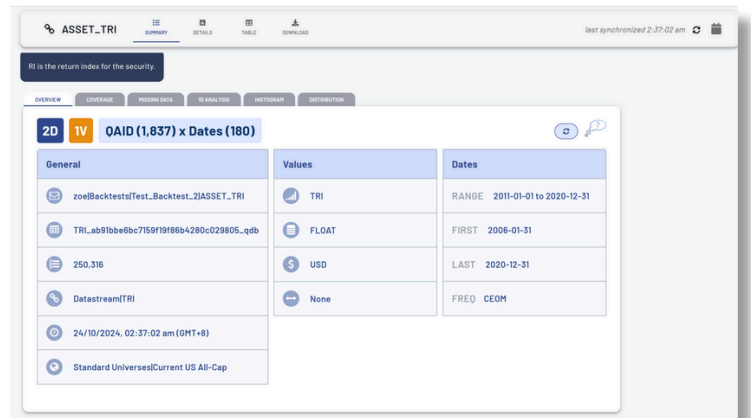
Assess Factors: Choose from over 300 pre-built factors, create your own factors using our Factor Builder, or combine factors using our Multi-Factor Modeler.

Select a Universe: Choose from pre-defined analysis universes or create custom analysis universes using Quotient's intuitive Screener.

Assess Performance: Explore performance metrics to evaluate the effectiveness of your models, including returns, information ratios, and draw-downs.

Explore Visualization: Analyze clear and intuitive visualizations of factor performance and efficacy.

Jupyter Notebook integration: Work with Jupyter Notebook directly in Quotient.



Quotient's Tool Kit Includes:



FACTOR BUILDER

Develop (alpha) factors and create calculated items



MULTI-FACTOR MODELER

Combine multiple factors into a unified model



SCREENER

Filter data to just the records you want to see



DATA MAPPER

Map new data into Quotient



ADD A FOLDER

Create a Folder to organize your custom content



BACKTESTER

Perform a backtest on an alpha factor



FORECASTER

Build predictive models using features (factors) and machine learning



EVENT STUDY

Analyze reactions to market events



REPORT BUILDER

Combine data from across the environment



IMPORT LIBRARY

Insert new library into Quotient

Quotient is available as a Native App on the Snowflake Marketplace or on AWS or Azure in the Cloud.

Use Quotient's pre-loaded U.S. Equity Pricing and Fundamentals data, leverage your own proprietary or licensed data sets, or contact SFS to learn how our Consulting Services can integrate additional data sets.

"QUOTIENT IS A GAME CHANGER WITH ITS ABILITY TO HANDLE LARGE DATA SETS QUICKLY IN THE CLOUD AND WITH FULL TRANSPARENCY. NO OTHER COMPANY DOES THIS."

Quotient Customer, Director of Quantitative Research

Contact Scientific Financial Systems at **+1 (617) 675-5477** or **info@scifinsys.com**
Explore how you can see farther faster at **www.scifinsys.com**